

Product Summary

The GESDBU18V0Y1 is designed to protect voltage sensitive electronic components from ESD and other transients, Excellent clamping capability, low leakage, low capacitance, and fast response time provide best in class protection on designs that are exposed to ESD.

The combination of small size, low capacitance, and high level of ESD protection makes them a flexible solution for applications such as HDMI, Display Port TM, and MDDI interfaces. It is designed to replace multi-layer varistors (MLV) in consumer equipment applications such

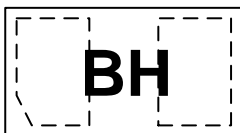
Feature

- Low reverse stand-off voltage: 18V Max.
- Low reverse clamping voltage
- Low leakage current
- Excellent package: 1.0mm×0.6mm×0.47mm
- Fast response time
- JESD22-A114-B ESD Rating of class 3B per human body model
- IEC 61000-4-2 Level 4 ESD protection

Application

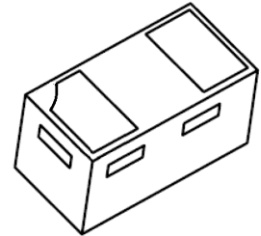
- Computers and peripherals
- Portable electronics
- High speed data lines
- Audio and video equipment
- Cellular handsets and accessories
- Other electronic equipment communication systems

Marking:

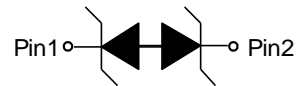


Front Side
BH=Device Code

DFN1006-2L



Schematic diagram



Absolute Maximum Ratings ($T_a=25^{\circ}\text{C}$ unless otherwise noted)

Parameter	Symbol	Value	Unit
IEC 61000-4-2 ESD Voltage Air Model	$V_{\text{ESD}}^{1)}$	± 20	kV
IEC 61000-4-2 ESD Voltage Contact Model		± 20	
JESD22-A114-B ESD Voltage Per Human Body Model		± 16	
ESD Voltage Machine Model		± 0.4	
Peak Pulse Power	$P_{\text{PP}}^{2)}$	40	W
Peak Pulse Current	$I_{\text{PP}}^{2)}$	4	A
Lead Solder Temperature – Maximum (10 Second Duration)	T_L	260	$^{\circ}\text{C}$
Junction Temperature	T_j	150	$^{\circ}\text{C}$
Storage Temperature	T_{stg}	-55~ +150	$^{\circ}\text{C}$

- 1) Device stressed with ten non-repetitive ESD pulses.
- 2) Non-repetitive current pulse 8/20 μs exponential decay waveform according to IEC61000-4-5.

ESD standards compliance

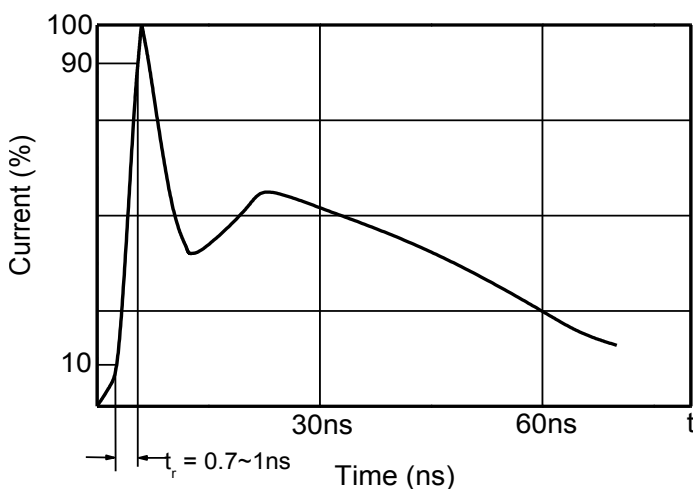
IEC61000-4-2 Standard

Contact Discharge		Air Discharge	
Level	Test Voltage kV	Level	Test Voltage kV
1	2	1	2
2	4	2	4
3	6	3	8
4	8	4	15

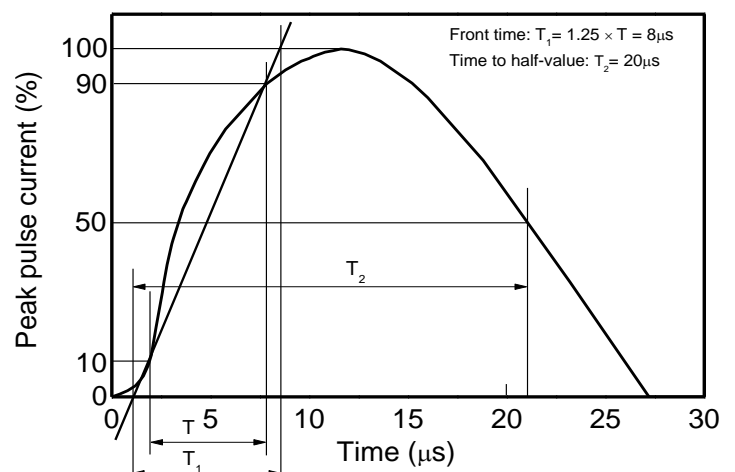
JESD22-A114-B Standard

ESD Class	Human Body Discharge V
0	0~249
1A	250~499
1B	500~999
1C	1000~1999
2	2000~3999
3A	4000~7999
3B	8000~15999

Contact discharge current waveform per IEC61000-4-2

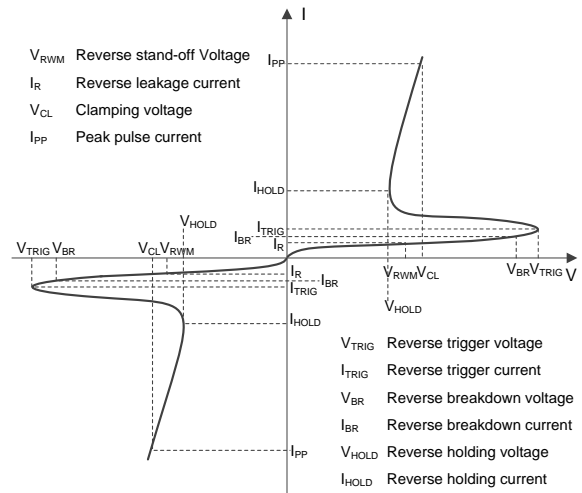


8/20 μs waveform per IEC61000-4-5



Electrical Parameter

Symbol	Parameter
V_{CL}	Clamping Voltage @ I_{PP}
I_{PP}	Peak Pulse Current
V_{TRIG}	Reverse trigger voltage
I_{TRIG}	Reverse trigger current
V_{BR}	Reverse breakdown Voltage
I_{BR}	Reverse breakdown current
V_{RWM}	Reverse Standoff Voltage
I_R	Reverse Leakage Current @ V_{RWM}
V_{HOLD}	Reverse Holding Voltage
I_{HOLD}	Reverse Holding Current



V-I characteristics for a Bi-direction TVS

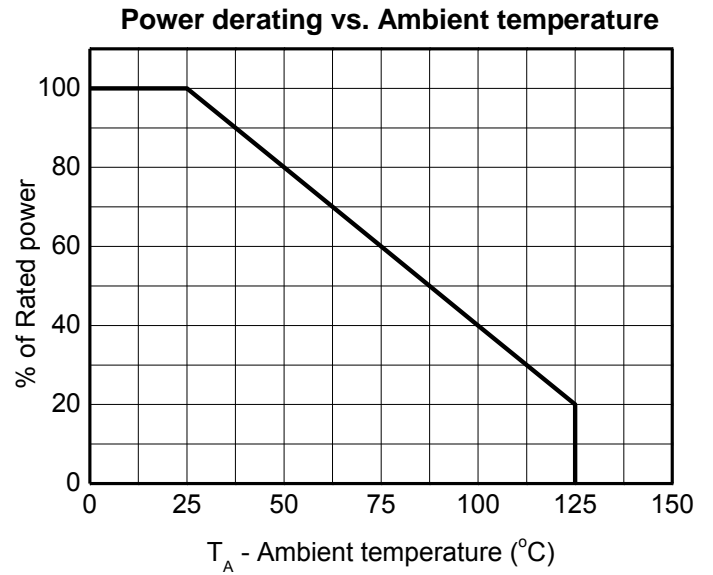
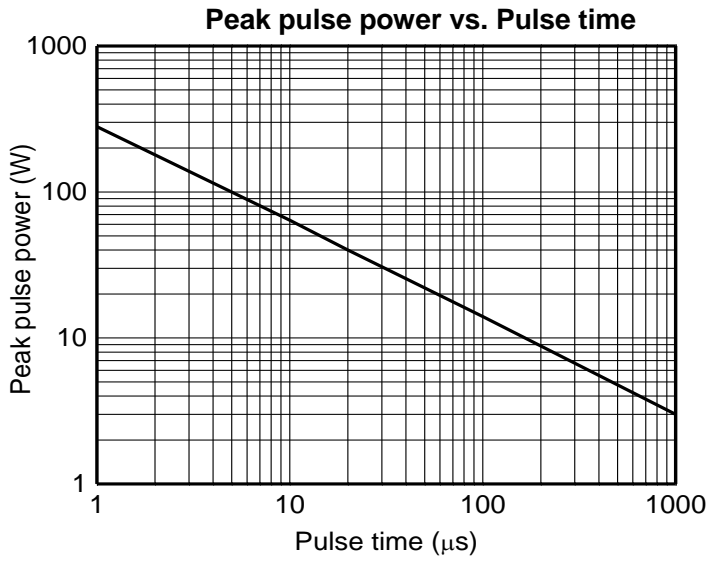
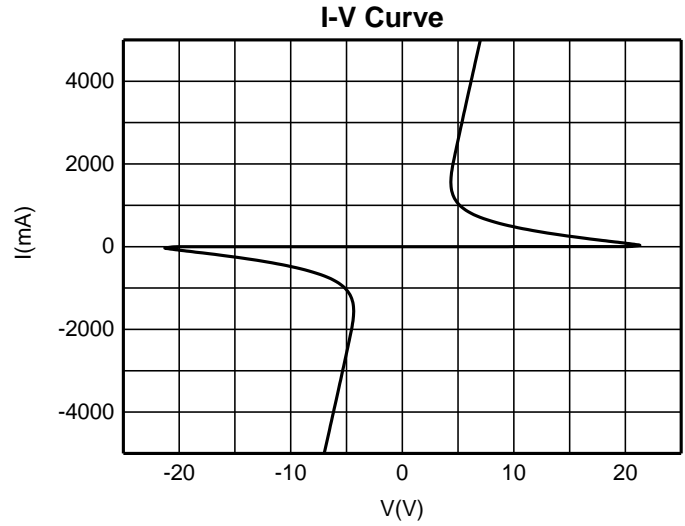
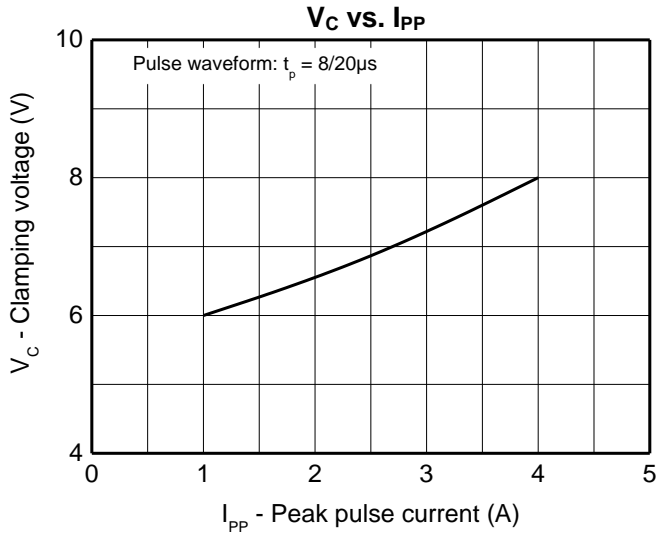
Electrical Characteristics ($T_a=25^\circ\text{C}$ unless otherwise specified)

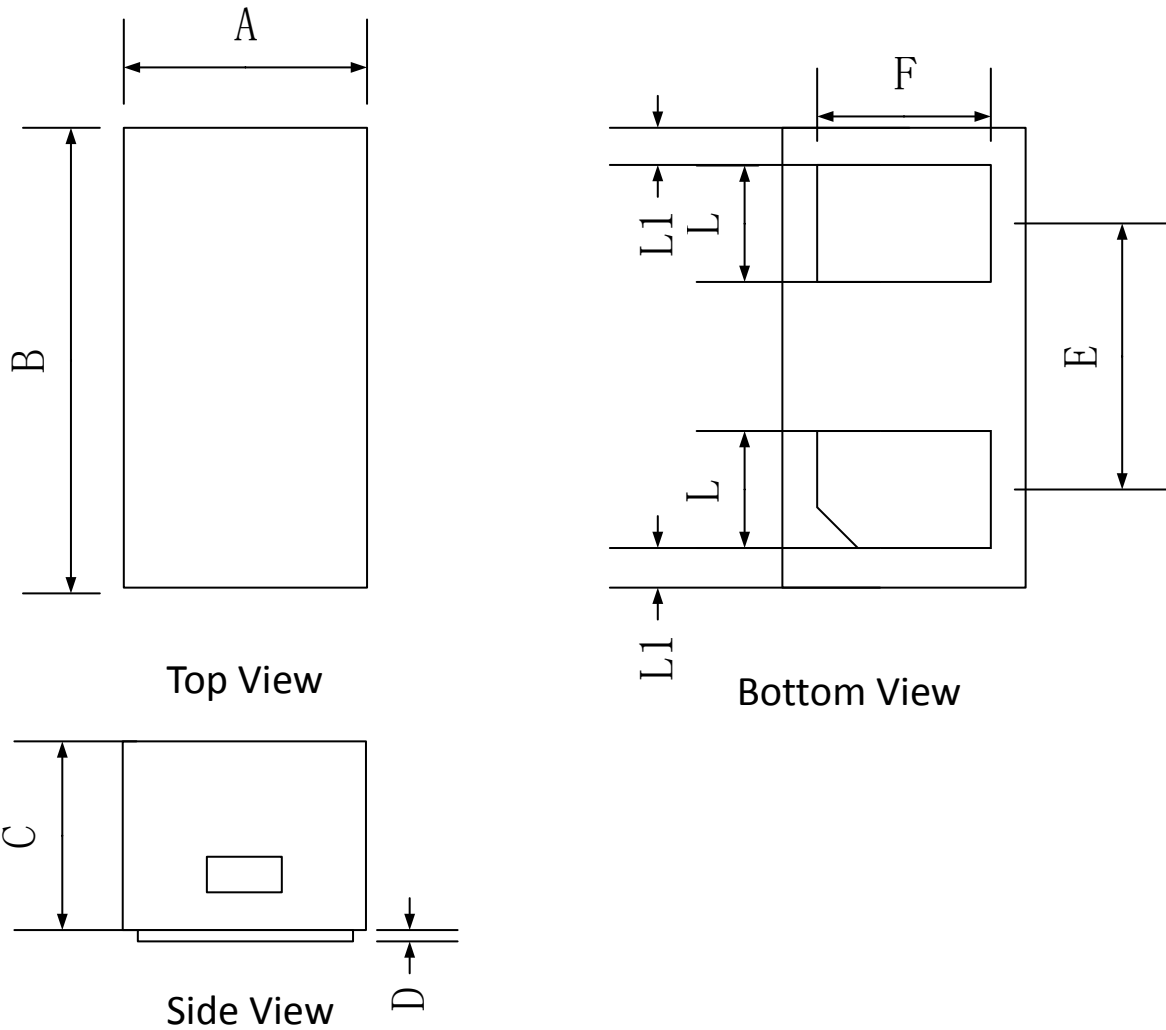
Parameter	Symbol	Test conditions	Min	Typ	Max	Unit
Reverse stand-off voltage	$V_{RWM}^{1)}$				18	V
Reverse leakage current	I_R	$V_{RWM}=18\text{V}$			0.1	μA
Breakdown voltage	V_{BR}	$I_T=1\text{mA}$	19	21	23	V
Clamping voltage	V_C	TLP = 16A or ESD=8kV		12		V
Clamping voltage	$V_C^{2)}$	$I_{PP}=1\text{A}$		6		V
	$V_C^{2)}$	$I_{PP}=4\text{A}$		8	10	V
Junction capacitance	C_J	$V_R=0\text{V}, f=1\text{MHz}$		0.35	0.5	pF

1) Other voltages available upon request.

2) Theoretical Value. Non-repetitive current pulse 8/20 μs exponential decay waveform according to IEC61000-4-5

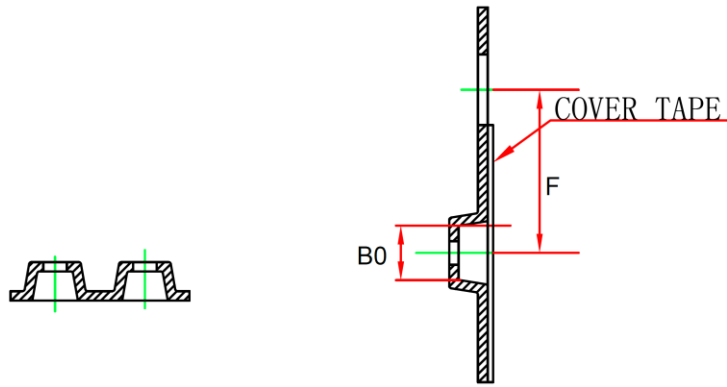
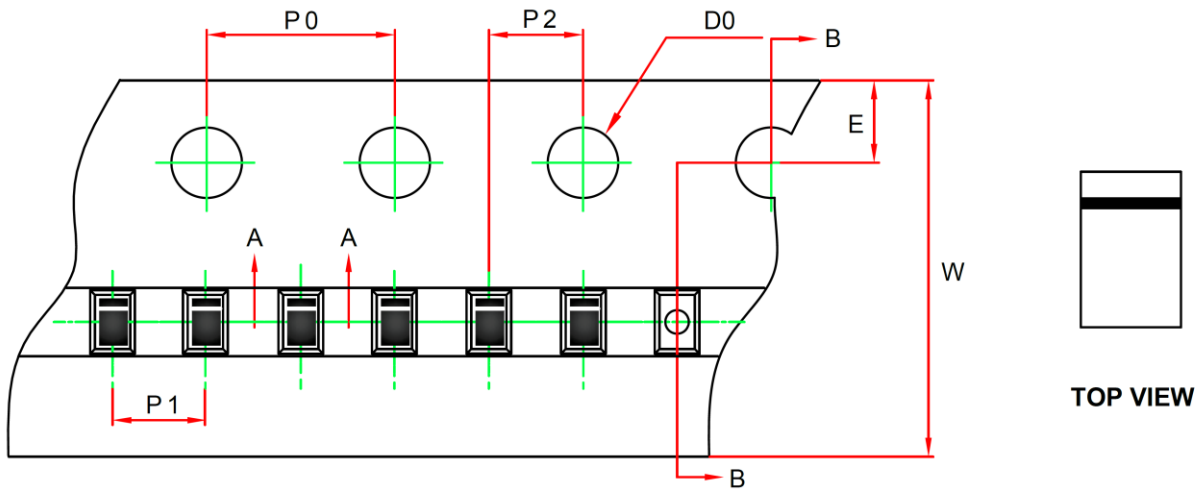
Typical Characteristics



DFN1006-2L Package Outline Dimension


	Dimensions In Millimeters		
	Min.	Typ.	Max.
A	0.55	0.60	0.68
B	0.95	1.00	1.08
C	0.44	0.47	0.50
D	0.00	0.03	0.05
E	-	0.65	-
F	0.40	0.50	0.60
L	0.20	0.25	0.30
L1	0.05REF		

DFN1006-2L Tape and Reel



Dimensions In Millimeters (mm)								
Pkg type	B0	P0	P1	P2	E	F	W	D0
DFN1.0×0.6-2L	1.11	4.00	2.00	2.00	1.75	3.50	8.00	1.55
Tolerance	+/-0.06	+/-0.1	+/-0.1	+/-0.1	+/-0.1	+/-0.1	+/-0.3	+/-0.15

