



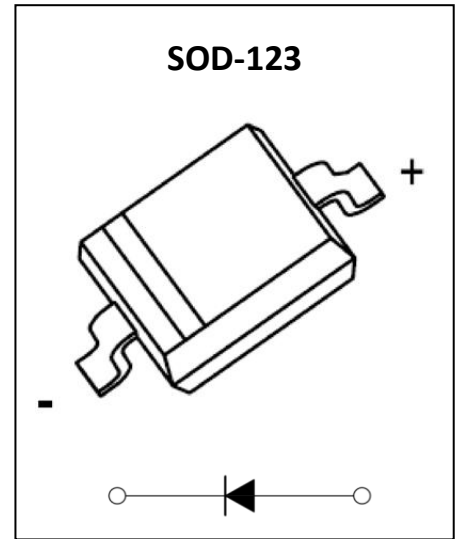
B1040WT Schottky Barrier Diode

Feature

- Low Forward Voltage Drop
- Low Reverse current
- Very Small SMD Package

Application

- Low Voltage Rectification
- Switch Mode Power Supply
- High Efficiency DC/DC Conversion
- Inverse Polarity Protection
- Low Power Consumption Applications



MARKING:



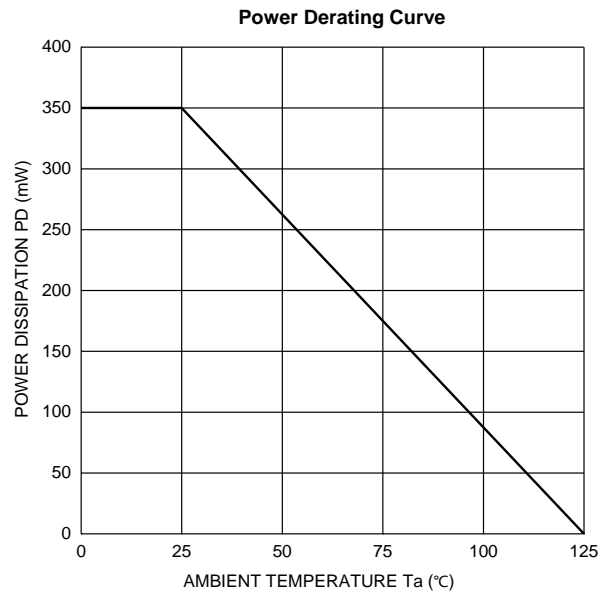
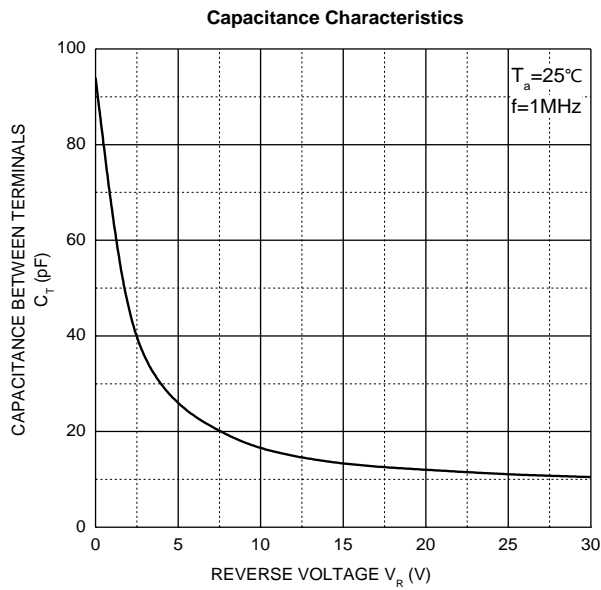
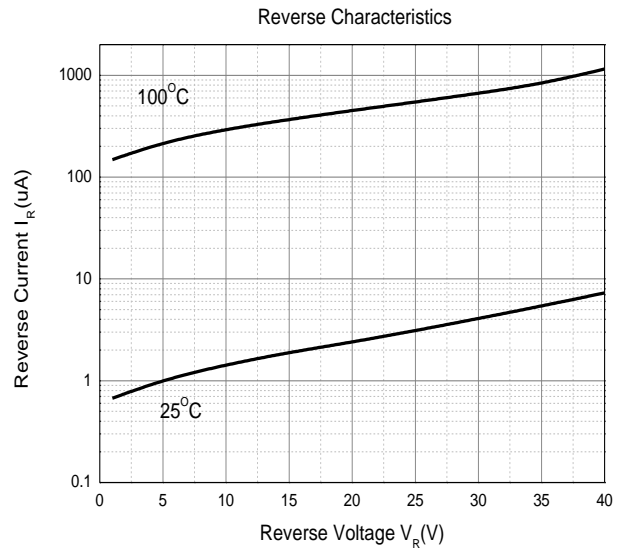
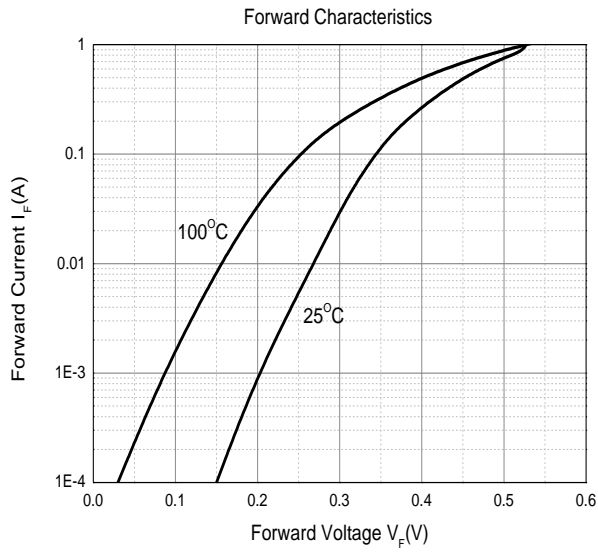
ABSOLUTE MAXIMUM RATINGS ($T_a=25^{\circ}\text{C}$ unless otherwise noted)

Parameter	Symbol	Value	Unit
DC reverse voltage	V_R	40	V
Mean rectifying current	I_O	1	A
Non-repetitive Peak Forward Surge Current @ $t=8.3\text{ms}$	I_{FSM}	9	A
Power Dissipation	P_D	0.35	W
Thermal Resistance from Junction to Ambient	$R_{\theta JA}$	285	$^{\circ}\text{C/W}$
Junction Temperature	T_J	125	$^{\circ}\text{C}$
Storage Temperature	T_{STG}	-55 ~ +150	$^{\circ}\text{C}$

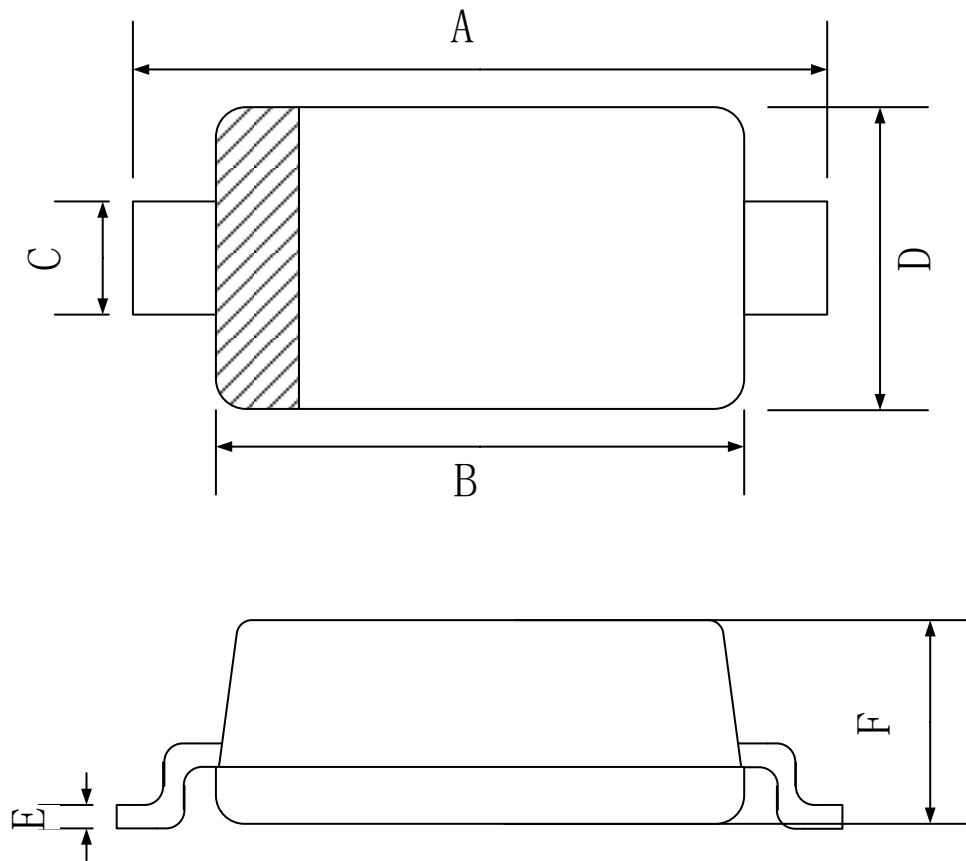
ELECTRICAL CHARACTERISTICS ($T_a=25^{\circ}\text{C}$ unless otherwise noted)

Parameter	Symbol	Test Condition	Min	Type	Max	Unit
Reverse voltage	V_{BR}	$I_R = 250\mu\text{A}$	40			V
Reverse current	I_R	$V_R = 20\text{V}$		2	20	μA
		$V_R = 40\text{V}$		6	50	μA
Forward voltage	V_F	$I_F = 0.5\text{A}$		0.45	0.5	V
		$I_F = 0.7\text{A}$		0.48	0.53	V
		$I_F = 1\text{A}$		0.54	0.60	V
Diode capacitance	C_D	$V_R = 10\text{V}, f = 1\text{MHz}$		18		pF

Typical Characteristics



SOD-123 Package Outline Dimensions



Symbol	Dimensions In Millimeters		
	Min.	Typ.	Max.
A	3.45	3.65	3.85
B	2.55	2.65	2.75
C	0.45	0.55	0.65
D	1.50	1.60	1.70
E	0.09	0.105	0.12
F	0.95	1.15	1.35