

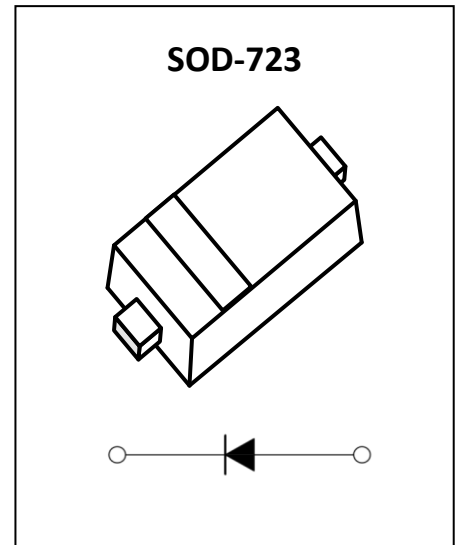


#### RB521G-30 Schottky Barrier Diode

##### Feature

- Small surface mounting type
- High Reliability

##### MARKING:



#### ABSOLUTE MAXIMUM RATINGS ( $T_a=25^{\circ}\text{C}$ unless otherwise noted)

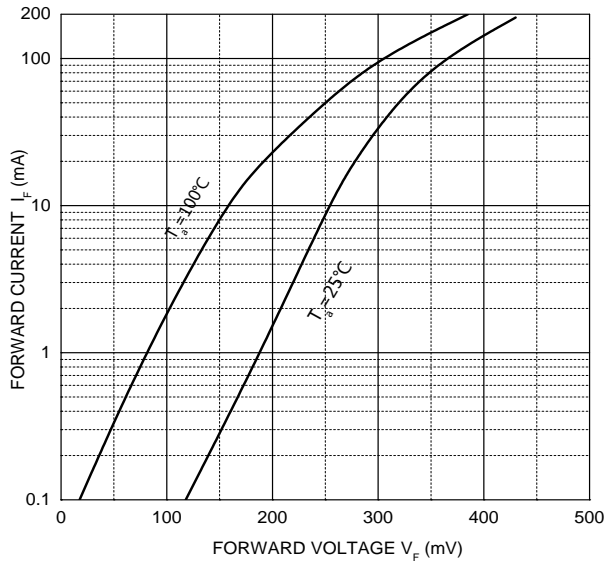
Parameter	Symbol	Value	Unit
DC reverse voltage	$V_R$	30	V
Mean rectifying current	$I_o$	0.2	A
Non-repetitive Peak Forward Surge Current @ $t=8.3\text{ms}$	$I_{FSM}$	1	A
Power Dissipation	$P_D$	0.1	W
Thermal Resistance from Junction to Ambient	$R_{\theta JA}$	1000	$^{\circ}\text{C}/\text{W}$
Junction Temperature	$T_J$	125	$^{\circ}\text{C}$
Storage Temperature Range	$T_{STG}$	-55 ~ +150	$^{\circ}\text{C}$

#### ELECTRICAL CHARACTERISTICS ( $T_a=25^{\circ}\text{C}$ unless otherwise noted)

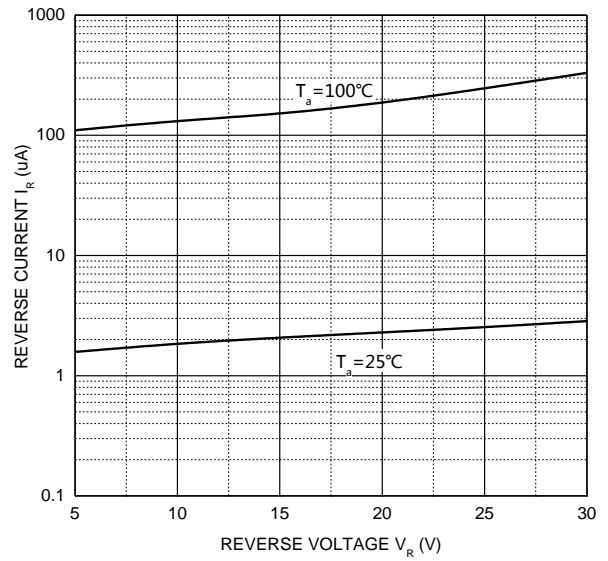
Parameter	Symbol	Test Condition	Min	Type	Max	Unit
Reverse voltage	$V_{BR}$	$I_R = 100\mu\text{A}$	30			V
Forward voltage	$V_F$	$I_F = 10\text{mA}$			0.35	V
		$I_F = 200\text{mA}$			0.5	V
Reverse current	$I_R$	$V_R = 10\text{V}$			30	$\mu\text{A}$

**Typical Characteristics**

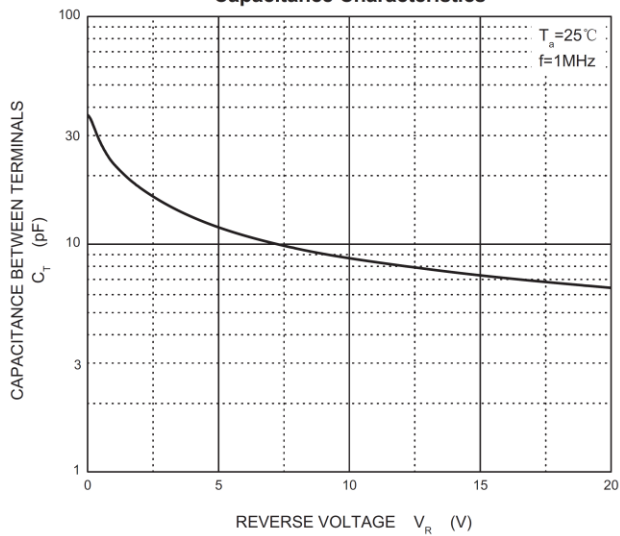
**Forward Characteristics**



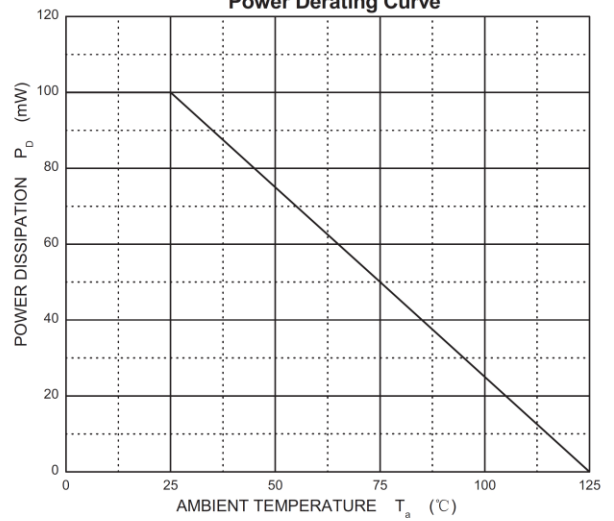
**Reverse Characteristics**

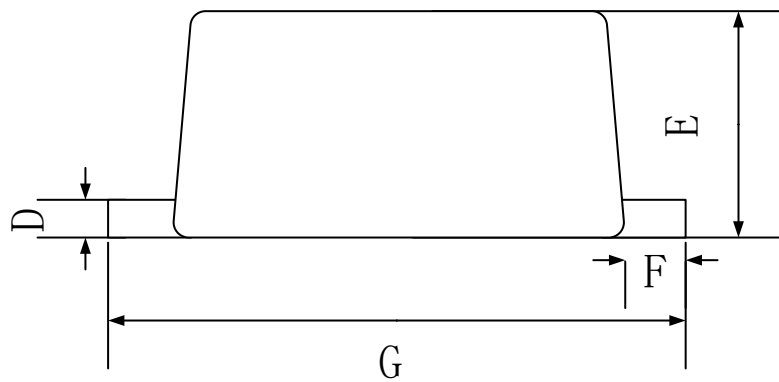
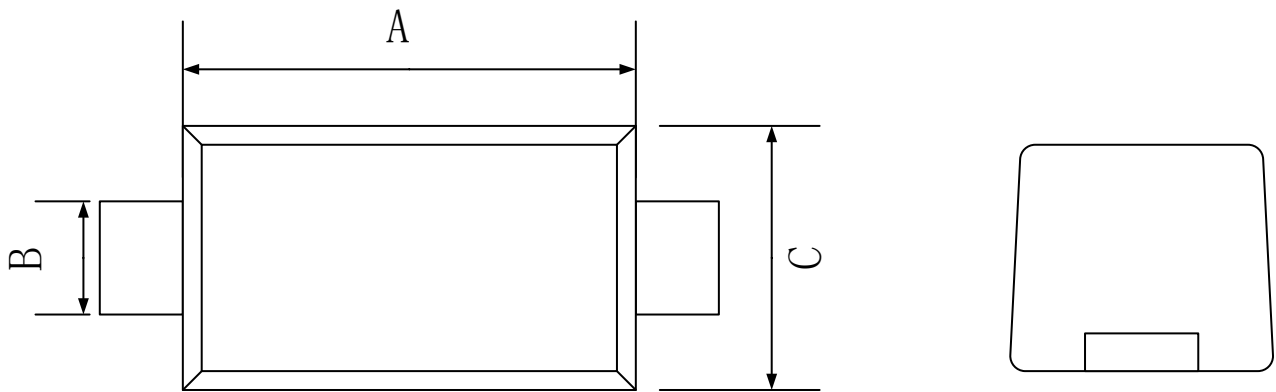


**Capacitance Characteristics**



**Power Derating Curve**



**SOD-723 Package Outline Dimensions**


Symbol	Dimensions In Millimeters		
	Min.	Typ.	Max.
A	0.90	1.00	1.10
B	0.23	0.28	0.32
C	0.50	0.60	0.70
D	0.05	0.10	0.15
E	0.47	0.52	0.57
F	0.15	0.20	0.25
G	1.30	1.40	1.50