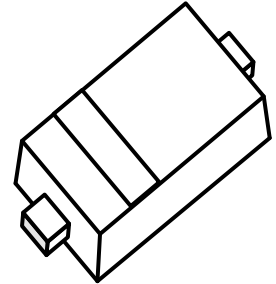


RB521S-30 Schottky Barrier Diode
Feature

- Small surface mounting type
- Low IR
- High Reliability

MARKING:

SOD-523

ABSOLUTE MAXIMUM RATINGS ($T_a=25^{\circ}\text{C}$ unless otherwise noted)

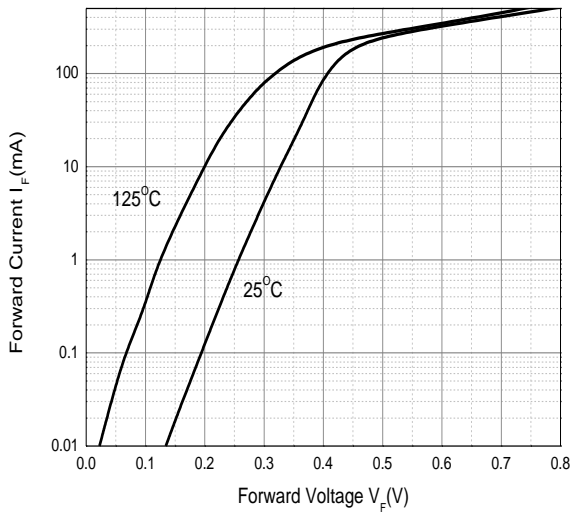
Parameter	Symbol	Value	Unit
DC reverse voltage	V_R	30	V
Mean rectifying current	I_o	0.2	A
Non-repetitive Peak Forward Surge Current @ $t=8.3\text{ms}$	I_{FSM}	1	A
Power Dissipation	P_D	0.15	W
Thermal Resistance from Junction to Ambient	$R_{\theta JA}$	667	$^{\circ}\text{C/W}$
Junction Temperature	T_J	125	$^{\circ}\text{C}$
Storage Temperature Range	T_{STG}	-55 ~ +150	$^{\circ}\text{C}$

ELECTRICAL CHARACTERISTICS ($T_a=25^{\circ}\text{C}$ unless otherwise noted)

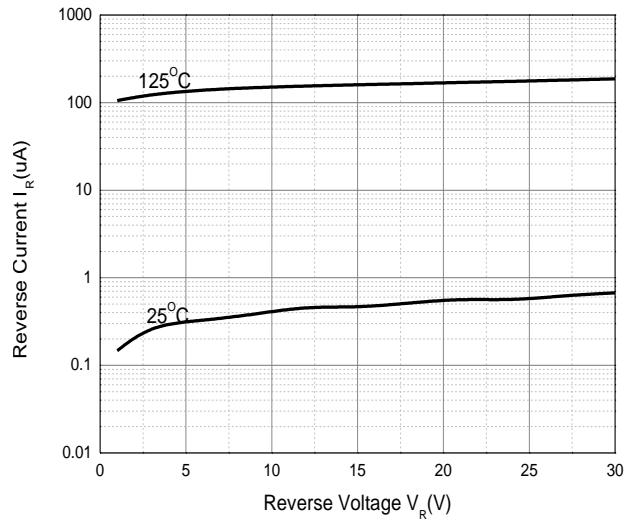
Parameter	Symbol	Test Condition	Min	Type	Max	Unit
Reverse voltage	V_{BR}	$I_R = 100\mu\text{A}$	30			V
Forward voltage	V_F	$I_F = 10\text{mA}$			0.35	V
		$I_F = 200\text{mA}$			0.5	V
Reverse current	I_R	$V_R = 10\text{V}$			30	μA

Typical Characteristics

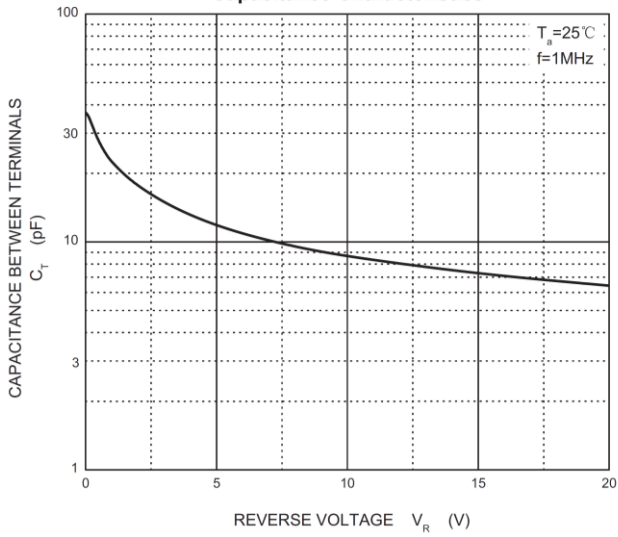
Forward Characteristics



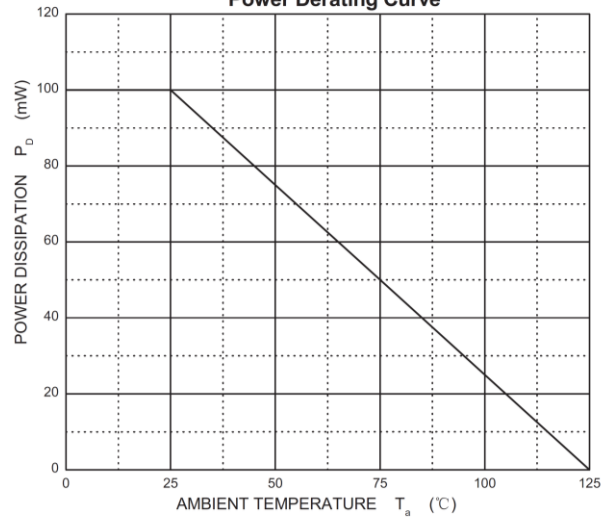
Reverse Characteristics

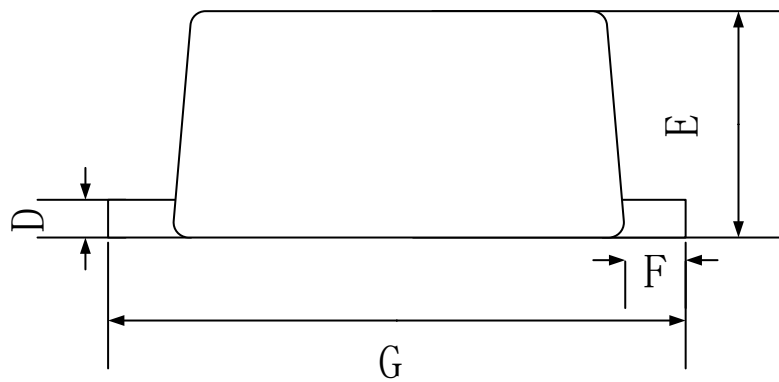
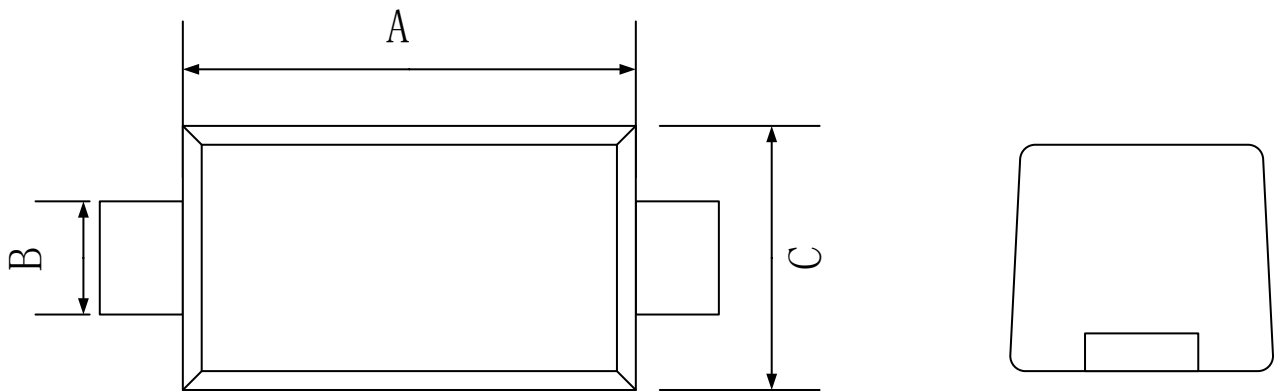


Capacitance Characteristics



Power Derating Curve



SOD-523 Package Outline Dimensions


Symbol	Dimensions In Millimeters		
	Min.	Typ.	Max.
A	1.10	1.20	1.30
B	0.25	0.30	0.35
C	0.75	0.80	0.85
D	0.08	0.10	0.15
E	0.45	0.65	0.70
F	0.20 REF		
G	1.50	1.60	1.70