



**RL201-RL207 General Purpose Rectifier**

**Feature**

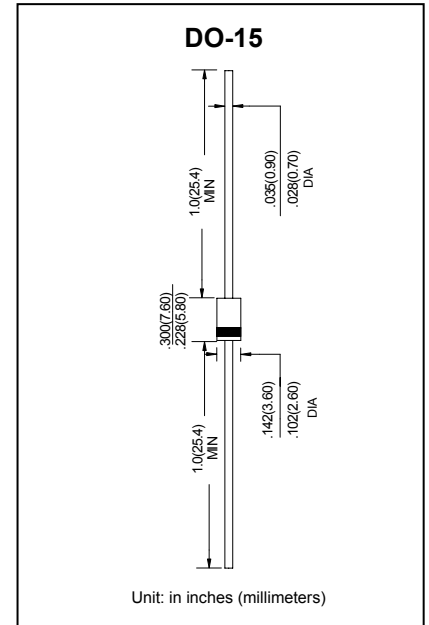
- $I_o$  2A
- $V_{RRM}$  50V-1000V
- Low reverse leakage
- High surge current capability

**Application**

- Rectifier

**Application**

- RL20X  
X : From 1 To 7



**ABSOLUTE MAXIMUM RATINGS ( $T_a=25^\circ\text{C}$  unless otherwise noted)**

Parameter	Symbol	RL							Unit
		201	202	203	204	205	206	207	
Repetitive Peak Reverse Voltage	$V_{RRM}$	50	100	200	400	600	800	1000	V
Maximum RMS Voltage	$V_{RMS}$	35	70	140	280	420	560	700	V
Average Forward Current 60Hz Half-sine wave, Resistance load, $T_a=50^\circ\text{C}$	$I_{F(AV)}$	2							A
Non-repetitive Peak Forward Surge Current 60Hz Half-sine wave, 1 cycle, $T_a=25^\circ\text{C}$	$I_{FSM}$	70							A
Junction Temperature	$T_J$	-55 ~ +125							$^\circ\text{C}$
Storage Temperature	$T_{STG}$	-55 ~ +150							$^\circ\text{C}$

**ELECTRICAL CHARACTERISTICS ( $T_a=25^\circ\text{C}$  unless otherwise noted)**

Parameter	Symbol	Test Condition	Max	Unit	
Peak Forward voltage	$V_{FM}$	$I_{FM}=1\text{A}$	1.1	V	
Peak Reverse Current	$I_{RRM1}$	$V_{RM}=V_{RRM}$	$T_a=25^\circ\text{C}$	5	$\mu\text{A}$
	$I_{RRM2}$		$T_a=125^\circ\text{C}$	50	$\mu\text{A}$
Thermal Resistance (Typical)	$R_{\theta J-A}$	Between junction and ambient	40	$^\circ\text{C/W}$	
	$R_{\theta J-L}$	Between junction and lead	20	$^\circ\text{C/W}$	

**Typical Characteristics**

FIG.1: FORWARD CURRENT DERATING CURVE

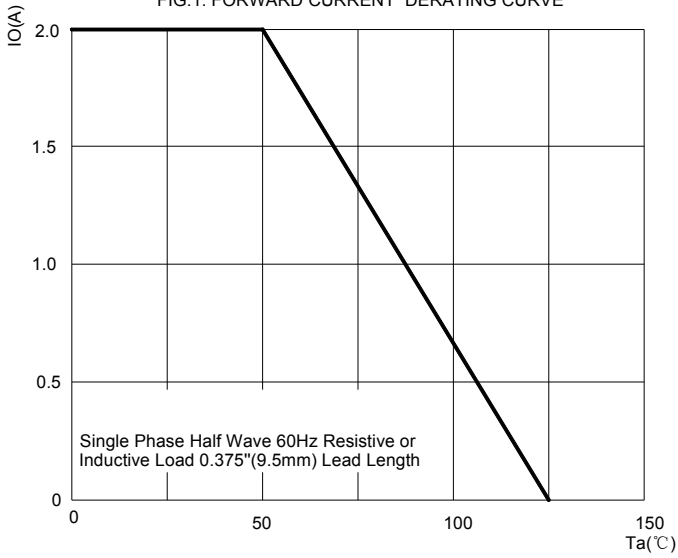


FIG.2: MAXIMUM NON-REPETITIVE FORWARD SURGE CURRENT

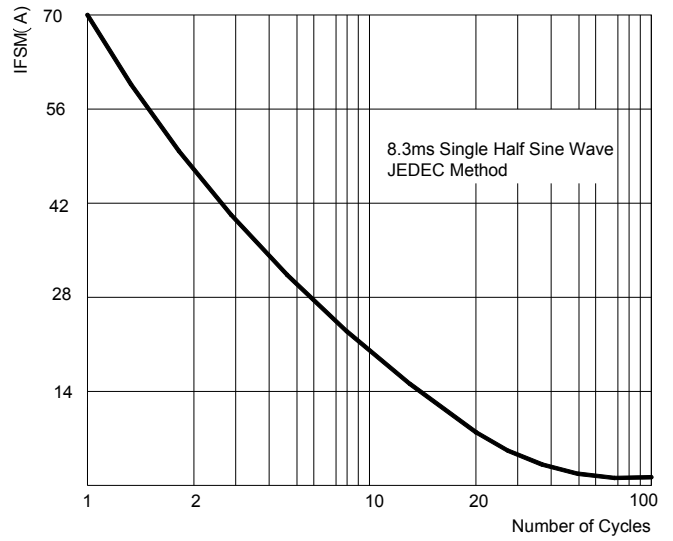


FIG.3: TYPICAL FORWARD CHARACTERISTICS

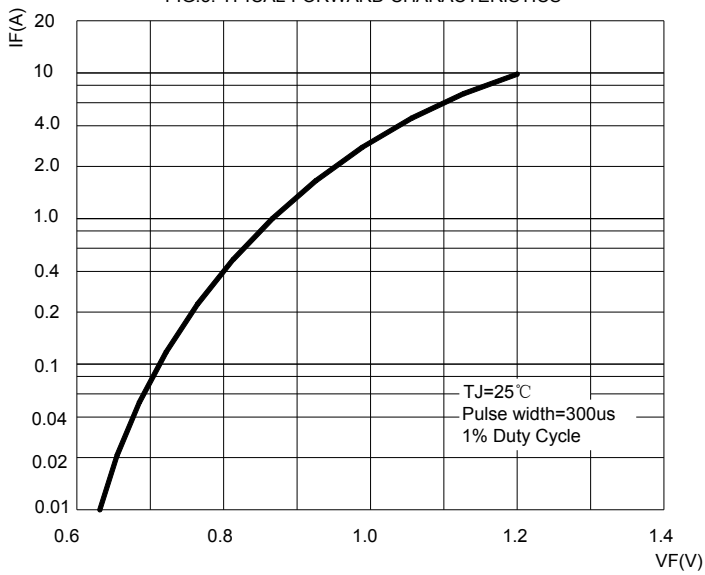


FIG.4: TYPICAL REVERSE CHARACTERISTICS

